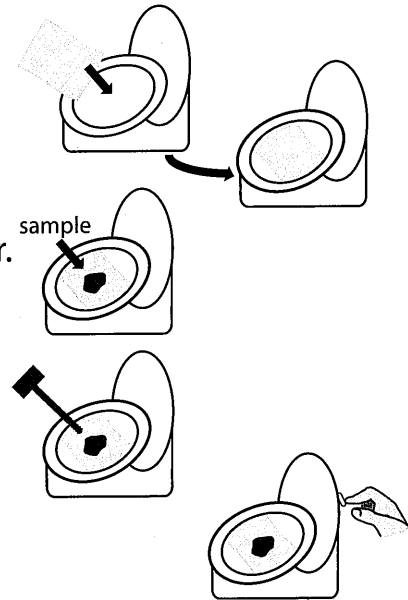


Package Insert for Personal Use Kit

Read all package insert directions carefully before sample collection.
Test results may be invalid if test is not performed properly.


Sample Deposit

1. Place supplied collection paper inside toilet bowl on top of water.
2. Deposit stool sample on top of collection paper.
3. Collect sample from stool before paper sinks and stool sample touches water.
4. Flush. Collection paper is biodegradable and will not harm septic systems.

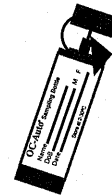


Sample Collection

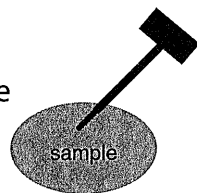
1. Fill in all required information on the sampling bottle.



Open green cap by twisting and lifting.



2. Scrape the surface of the fecal sample with the sample probe.



Cover the grooved portion of the sample probe completely with stool sample.



3. Close sampling bottle by inserting the sample probe and snap green cap on tightly. Do not reopen.



Return the sampling bottle to Bio-Reference Laboratories, inc. in the envelope provided.

