



What is this test called?

Colonoscopy

What type of test is this?

A colonoscopy is a visual test done by a doctor. It uses a tube with a tiny camera to look for and remove polyps and cancer inside your colon and rectum.

How do I prepare for this test?

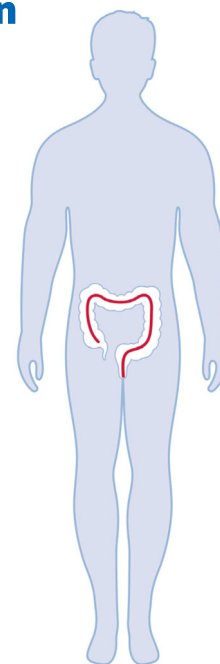
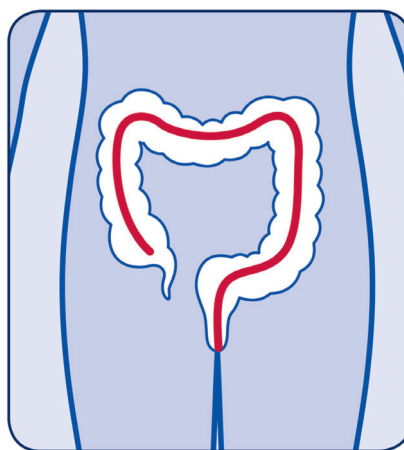


The day before the test, you have to follow a clear liquid diet. You will be given a prep (tablets and something to drink) to take the night before and the morning of the test. It will cause diarrhea (watery stool), so you need to stay near a

toilet. This empties the colon so the doctor can have a clear look.

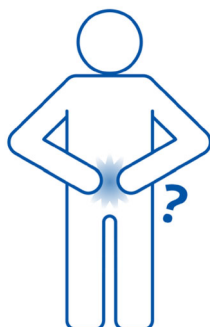
How much of the colon does this test look at?

A colonoscopy checks the entire colon and rectum.



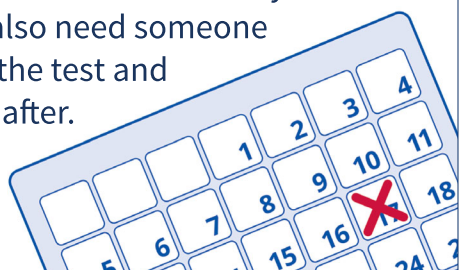
Will it hurt?

No. You will get medication through a vein in your arm (an IV). It puts you to sleep, so you don't feel any discomfort.



Will I have to take time off work?

Yes. You will need to take 1 or 2 days off work. You will also need someone to drive you to the test and take you home after.



How often should this test be done?

EVERY 10 YEARS*

* More often if polyps are found

How much does it cost?

Most insurance plans, including Medicare, cover this screening test. Check with your insurance company about your coverage.